



Bathtub - Madison

Deck-mounted tub mixer, with hand shower set for deck-mounted tub installation - polished

Article number: 27 502 360-00



- 8-7/8" Projection
- Hand shower set: Standard spray
- Spout: Round aerated stream
- Hand shower set with anti-scale technology
- Integrated diverter
- Total height 7-1/4"
- Height to aerator/spout outlet 5-1/2"
- Valve hole diameter 1-1/4"
- Spout hole diameter 1-1/4"
- Hole diameter for hand shower set 1-1/4"
- Hand shower set with flange Ø 2-1/8"
- Valve with flange Ø 2-1/8"
- Metal shower hose 68-7/8" with anti-twist device
- Hand shower water flow rate limited to max. 1.8 gpm
- Spout flow rate max. 6.1 gpm
- Fittings group in compliance with DIN 4109: 1
- Internal backflow preventer.
- NOTE: Local building codes may require the use of an anti-scald device. Please refer to remote pressure balance valve (35 910 970 90)



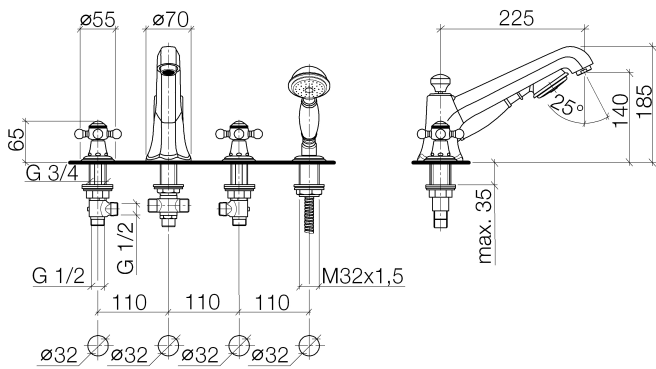
polished chrome

Bathtub - Madison

Deck-mounted tub mixer, with hand shower set for deck-mounted tub installation - polished

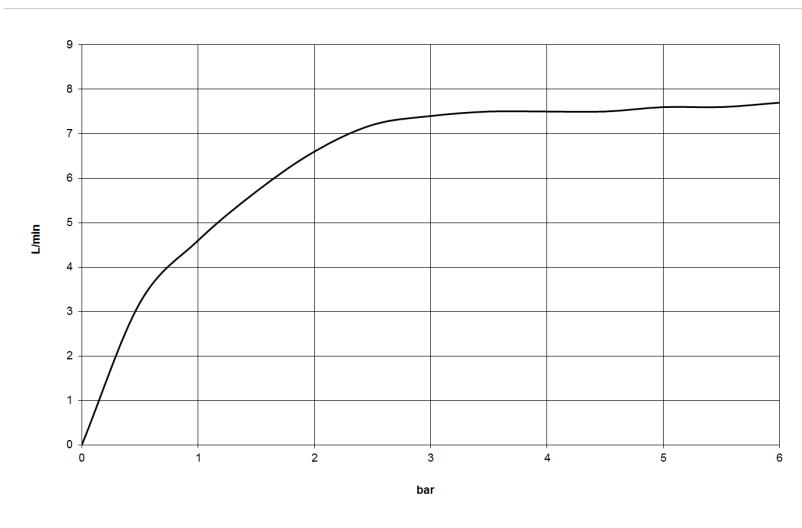
Article number: 27 502 360-00

Dimensional drawing



All dimensions in mm / inch = mm x 0,0394

Flow rate chart





Bathtub - Madison

Deck-mounted tub mixer, with hand shower set for deck-mounted tub installation - polished

Article number: 27 502 360-00

Other surface finishes



platinum matte
27 502 360-06



platinum
27 502 360-08



Durabronze
27 502 360-09



Dark Brass matte
27 502 360-16



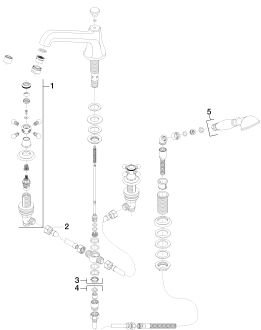
Dark Bronze matte
27 502 360-17



Dark Platinum matte
27 502 360-99

More custom finish options are available via special production (xTra Service). Please see our finish matrix for availability and pricing or contact a Dornbracht representative.

Spare parts list



Number	Item Number	Designation	Number of units
--------	-------------	-------------	-----------------